



# Spelling Shed

## Parent Guide



### What is The Spelling Shed?



Spelling Shed is a scheme which we use in our school to teach spelling in years 2-6.

It is a fun and interactive program that helps children develop strong spelling skills. It aligns with the National Curriculum and offers a structured, engaging way for children to learn spelling patterns, phonics, word meanings, and more.

Children can access games, challenges, and word lists tailored to their ability level. The scheme is designed to make spelling practice enjoyable, while also improving vocabulary and writing skills.

### How you can help at home



You can support your child at home by accessing the spelling shed website and playing the fun spelling games!

We also send home weekly spelling shed homework where children can practise the words of the week.

Instead of weekly spelling tests, every term we complete a spelling assessment. These assessments are based on all the words we have learnt that term. In school we always recap and consolidate previous word lists!

### Key Terms Explained

To support your child effectively, it's helpful to understand some key concepts taught through Spelling Shed:

#### Phoneme:

A **phoneme** is the smallest unit of sound in a word.

For example, the word "**cat**" has three phonemes:

/k/ /a/ /t/

#### Grapheme:

A **grapheme** is the letter or group of letters that represent a phoneme (sound) in written language.

#### Morphology

Morphology is the study of the structure of words. It involves looking at morphemes – the smallest units of meaning in a word. These can include:

Roots (e.g. help in helpful)

Prefixes (e.g. un- in unhappy)

Suffixes (e.g. "-ing" in running)

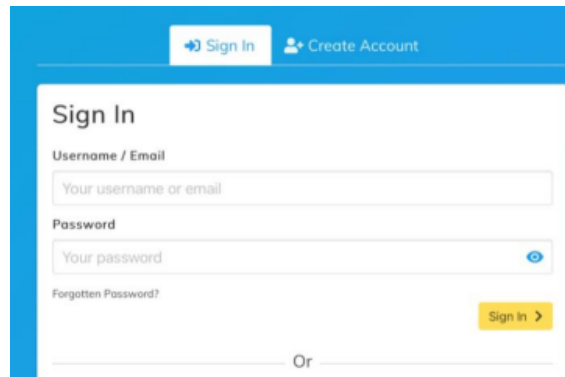
## Step By Step Guide

Here is guide that explains how you can help your child at home.

Visit <https://www.edshed.com/en-gb/login>

Enter your child's username and password.

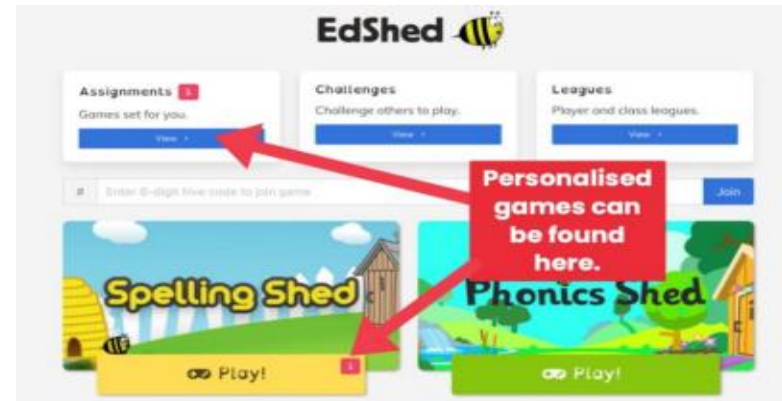
These can be found at the back of their reading record book.



When you have clicked on your child's assignment, they will be given the option of a few different games to play. They will also be able to choose a level from easy to extreme.



On the home screen, children will be able to access specific assignments that have been set by their class teacher. The assignments will include games that consist of their weekly spellings.



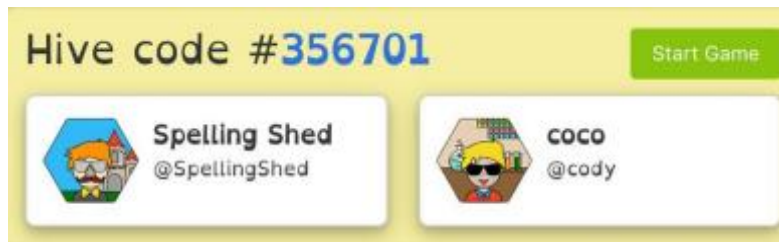
When you click on assignments, it will allow children to practise their weekly spellings and explore 'more lists'.

These are generic spelling games that will still be beneficial to your child but do not match their weekly spelling words. Please encourage your child to complete the set assignments before playing other games.



### Hive Games

Hive games are a multiplayer version of the spelling games. Your child can invite friends or classmates to play against them using the number that appears when you start a Hive game. Playing Hive games will also contribute to set assignments. This is what the screen will look like when they start a Hive game, there is no limit to how many people can join but you have to give them the joining code to be able to participate.



If you need any further support with Spelling Shed, please do not hesitate to contact your child's class teacher.

Thank you for your ongoing support.

### Scoring and Honey Pots



When playing any of the spelling Shed games, a score and honey pot points will be awarded depending how well your child has done.

Honey pot points can be used to buy clothes, accessories and backgrounds for their avatar.

## Spelling Shed

★ 0 🏆 283,032 🏆 1,221,832 🍯 98,533